

DORINE

2803/104

PATTERN CONSTRUCTION I PRACTICAL

March/April 2020

Time: 4 hours

HOD CLOTHING AND TEXTILE
RAMOGI INSTITUTE OF ADVANCED TECHNOLOGY
P. O. BOX 1738 - 40100, KISUMU
DATE:



THE KENYA NATIONAL EXAMINATIONS COUNCIL

DIPLOMA IN FASHION DESIGN AND CLOTHING TECHNOLOGY

MODULE I

PATTERN CONSTRUCTION I PRACTICAL

4 hours

INSTRUCTIONS TO CANDIDATES

1. You should have the following items for this examination:
 - (i) $\frac{1}{4}$ scale ruler/square;
 - (ii) French curves;
 - (iii) 30 cm ruler;
 - (iv) pencil (2H);
 - (v) rubber/eraser;
 - (vi) sheets of white plain paper size A4 (photocopying type);
 - (vii) a pair of paper scissors;
 - (viii) paper pins;
 - (ix) glue /sellotape;
 - (x) tracing paper;
 - (xi) a pair of compasses/tracing wheel;
 - (xii) set square.

2. All stages of pattern development must be clearly shown.

This paper consists of 3 printed pages.

Candidates should check the question paper to ascertain that all the pages are printed as indicated and that no questions are missing.

TASKS

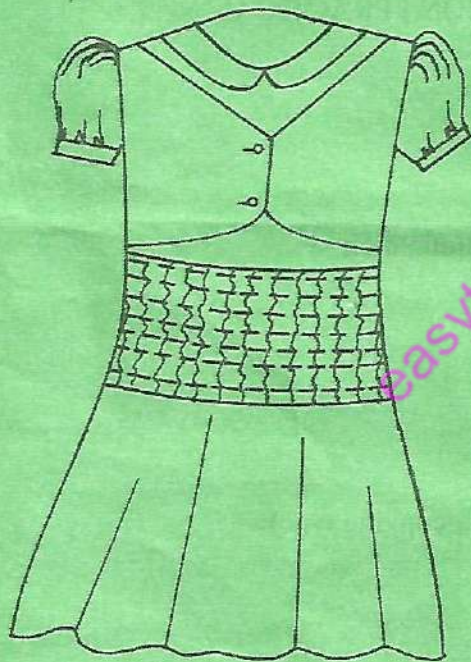
1. Using the measurements provided, draft the shirt collar with a separate stand.

Measurements


Neck size	40 cm
Collar fall	8 cm
Collar stand	3 cm

2. Trace out the bodice and sleeve blocks provided and develop final patterns for the girl's dress sketched below.

NB: Omit seam and hem allowance.



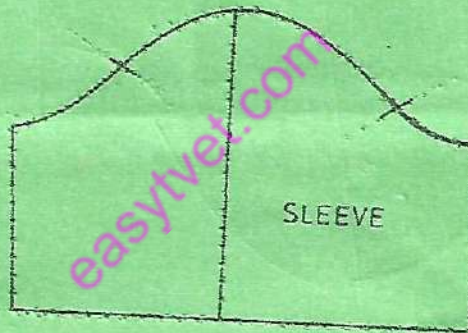
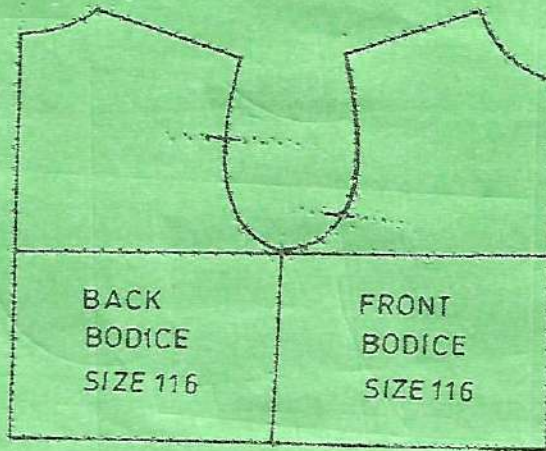
FRONT VIEW



BACK VIEW

Cuff length	-	24 cm
Cuff width	-	3 cm

BLOCKS



THIS IS THE LAST PRINTED PAGE.